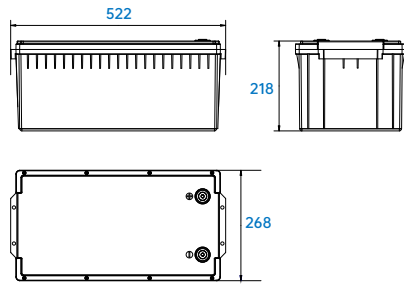
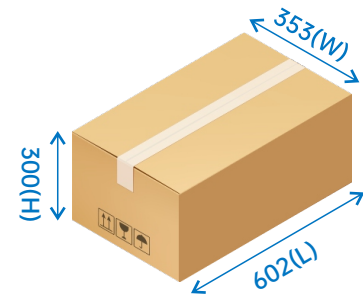


**▶ Product Appearance**

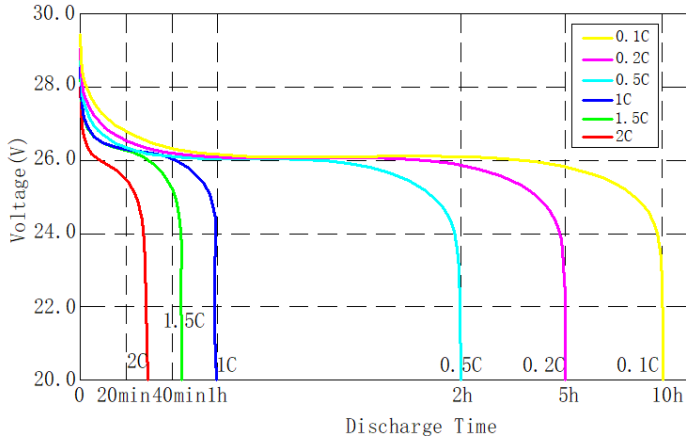
**▶ Product Size**

**▶ Packaging Size**

**Net Weight: 22.6±0.5kg**
**Gross Weight: 25.1±0.5kg**
**▶ Features**

- A grade brand new prismatic LiFePO<sub>4</sub> cells
- >5000 cycles @80% DOD(25°C, 0.5C )
- Over charge, over discharge, over temperature, low temperature, over current and short circuit protection
- Easy installation and maintenance free
- Cell balance function
- ABS Case, corrosion and high temperature resistance
- Certificate: UN38.3, MSDS, IEC62619, CE-RED, ROHS
- Max 2 battery packs can be connected in series/parallel

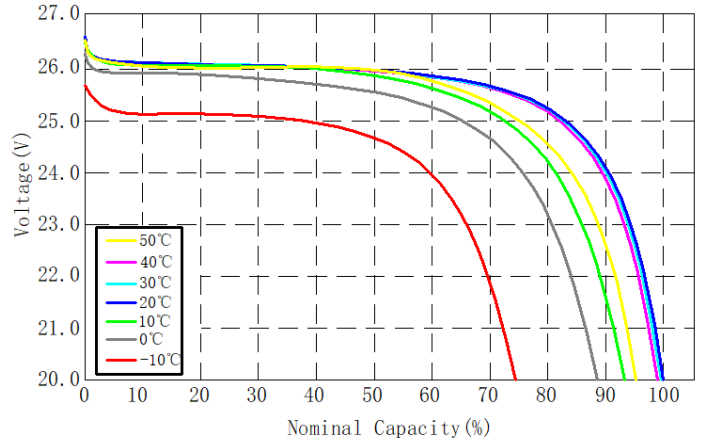
**▶ Electrical Characteristics**

Model	LFP2.56KWH25.6V-P65L2EV50
<b>Electrical Parameter</b>	
Battery type	LiFePO <sub>4</sub>
Nominal voltage	25.6V
Nominal capacity	100Ah
Energy	2560Wh
Pack mode	8S1P
Continuous discharge current	50A
Charge cut-off voltage	28.8V
Discharge cut-off voltage	20.8V
Max. charge current	100A
Max. discharge current	150A
Peak discharge current	180A
Recommend discharge current	50A
Recommend discharge depth	80%
Cycle life	> 5000cycles (25°C, 0.5C ) 80% DOD
Function	Bluetooth, heating
<b>Environmental Parameter</b>	
Charge & discharge temperature	Charge: 0°C~+55°C Discharge: -20°C~+60°C
Optimal storage temperature	5°C ~ +35°C
Relative humidity	40%-80%
Ingress protection	IP65
<b>Mechanical Parameter</b>	
Terminal	M8
Dimensions (LxWxH) (mm)	522x268x218
Weight (Kg)	22.6±0.5
<b>Certificate</b>	UN38.3, MSDS, IEC62619, CE-RED, ROHS

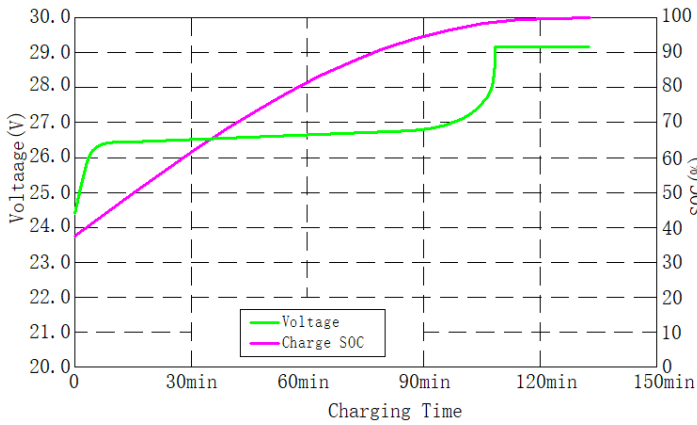
Different Rate Discharge Curve@25°C



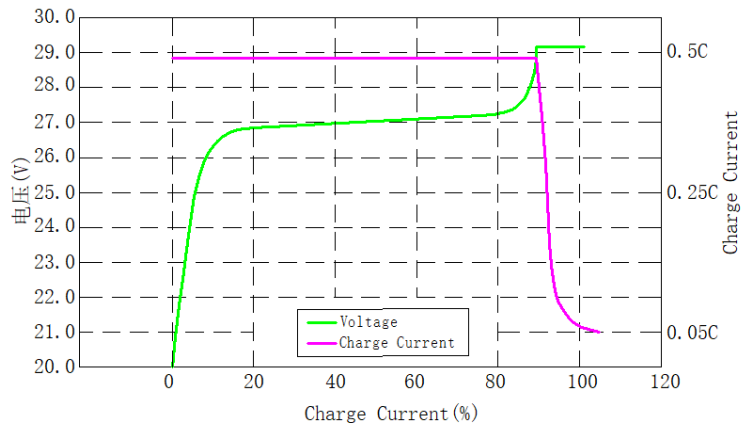
Different Temperature Discharge Curve@0.5C



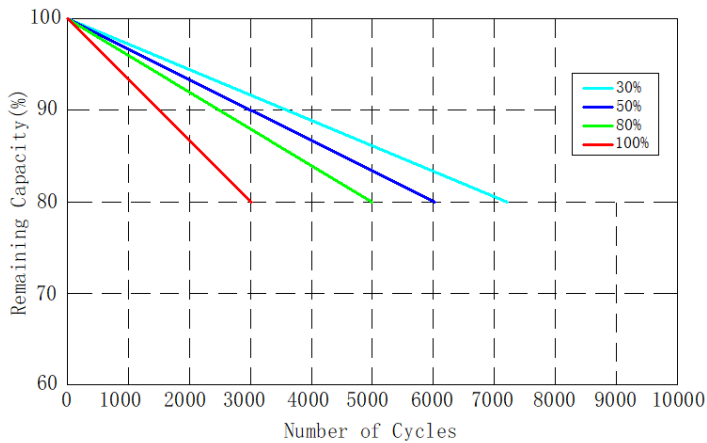
State of Charge Curve@0.5C 25°C



Charging Characteristics @0.5C 25°C



Different DOD Discharge Cycle Life Curve@0.5C 25°C



Different Temperature Self Discharge Curve

